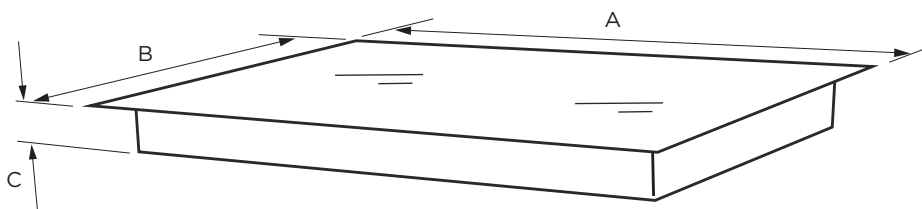


36" 5 BURNER GAS COOKTOP DIMENSIONS
CG365DWACX1, CG365CWACX1



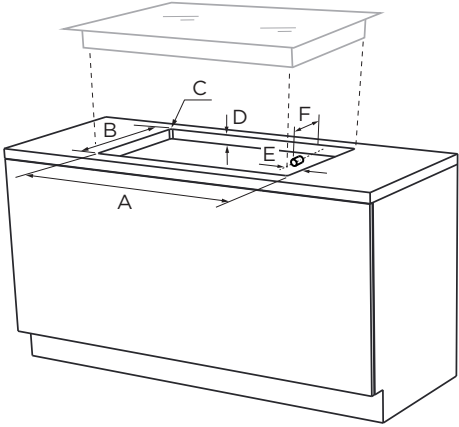
DIMENSIONS INCHES (MM)		CG365DWACX1		CG365CWACX1	
A	Overall width of cooktop	36"	(914)	36"	(914)
B	Overall depth of cooktop	21½"	(546)	21½"	(546)
C	Height of chassis below top of counter (including height of conduit junction)	3"	(76)	3"	(76)

Product dimensions and specifications are listed as a guide only. For complete installation instructions and specifications, refer to the product Use & Care Guide/Installation Instructions available at www.fisherpaykel.com

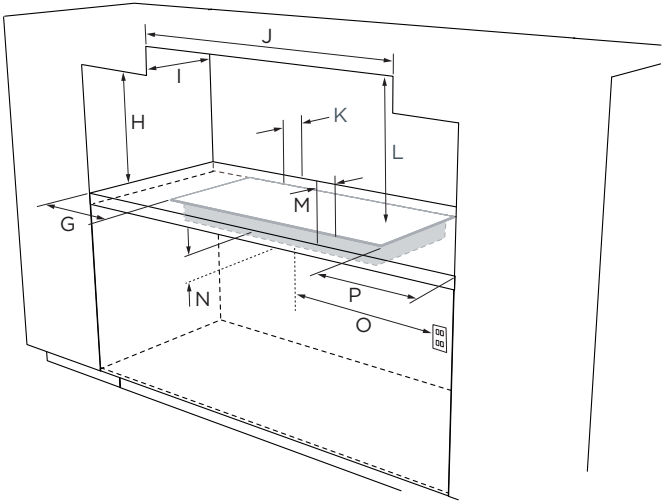
36" 5 BURNER GAS COOKTOP DIMENSIONS

CG365DWACX1, CG365CWACX1

Cutout dimensions



Clearance and cabinetry dimensions



DIMENSIONS INCHES (MM)

	CG365DWACX1		CG365CWACX1	
A Overall width of cutout	34 1/4"	(870)	34 1/4"	(870)
B Overall depth of cutout	19 1/4"	(494)	19 1/4"	(494)
C Corner radius of cutout	R 3/8"	(10)	R 3/8"	(10)
D Distance from right edge of cutout to manifold center line	1"	(25)	1"	(25)
E Distance from rear edge of cutout to gas inlet on cooktop	3/4"	(20)	3/4"	(20)
G Min. clearance from left edge of product to nearest vertical surface	1 1/2"	(38)	1 1/2"	(38)
H Min. vertical distance between counter and cabinet extending above the counter	18"	(457)	18"	(457)
I Maximum overall depth of overhead cabinetry	13"	(330)	13"	(330)
J Min. distance between overhead cabinets installed to either side of product	36"	(915)	36"	(915)
K Minimum clearance from rear edge of product to: nearest combustable surface nearest non-combustible surface*	1 1/4"	(32)	1 1/4"	(32)
	Less than 1 1/4"	(32)	Less than 1 1/4"	(32)
L Min. clearance from cooking surface to combustable surface centered above the cooking surface	30"	(762)	30"	(762)
M Min. clearance from front edge of counter to front edge of product	1 1/4"	(32)	1 1/4"	(32)
N Min. clearance below top of countertop to: nearest combustable surface F&P oven or nearest non-combustible surface	3 5/16"	(84)	3 5/16"	(84)
	3 3/16"	(84)	3 3/16"	(84)
O Maximum distance from the center of the product to the nearest grounded power outlet. The power supply cable must not touch any hot metal surfaces.	30"	(762)	30"	(762)
P Min. clearance from right edge of product to nearest vertical surface	1"	(25)	1"	(25)

* Recommended non-combustible materials are: 1/4" (6 mm) flame retardant millboard covered with not less than No. 28 MSG sheet steel, 0.015" (0.4 mm) stainless steel, 0.024" (0.6 mm) aluminum or 0.020" (0.5 mm) copper.

Product dimensions and specifications are listed as a guide only. For complete installation instructions and specifications, refer to the product Use & Care Guide/Installation Instructions available at www.fisherpaykel.com