

# Integrated Column Refrigerator, 76cm

Series 11 | Integrated

Panel Ready | Right Hinge

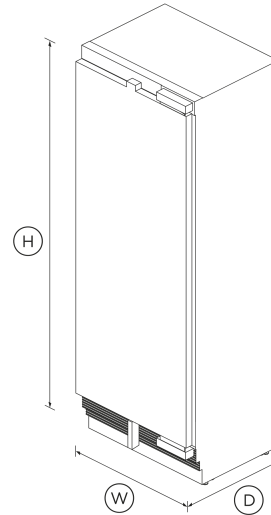


<p>Install it separately or pair with another Column for true design freedom - this model is right hinge with stainless steel interior.</p>

- ActiveSmart technology helps keep food fresher for longer by constantly maintaining the ideal temperature
- Variable Temperature Zone lets you change a compartment to Fridge, Pantry or Chill for optimal storage
- Customise with your own kitchen cabinetry or purchase our stainless steel door panel accessory

## DIMENSIONS

Height	2134 mm
Width	756 mm
Depth	610 mm



## FEATURES & BENEFITS

### Variable Temperature Zones

When it comes to optimal food preservation, one temperature does not fit all. Create the perfect climate for different food and drink types using Variable Temperature Zones. Change a compartment to Fridge, Pantry or Chill Mode for maximum everyday convenience, or change modes for additional capacity when you need it.

### Pantry Mode

Not everything benefits from cold storage. Pantry Mode (11 to 13°C) is the perfect climate to store foods that benefit from a cool, dark place, including bread, many types of fruit, bananas, avocados, tomatoes, nuts, grains and cereals.

### Mix & Match

Integrated Column Refrigeration gives you the freedom to mix and match. Different sized Column Fridges and Freezers can be installed separately or paired. Finish them with our stainless steel door panels or customise to match your own kitchen cabinetry.

### Clever Energy

Our ActiveSmart Foodcare Refrigerator Freezers adapt to daily use by cooling and defrosting only when needed. This means your refrigerator uses the energy it needs without compromising on food care.

### Appealing Illumination

Bright LEDs light up each ceiling, shelves, bins and trays in both refrigerator and freezer, making it easy to find your food and creating a welcoming glow in your kitchen for those midnight snacks.

### Design Quality

The premium design and quality finish includes a steel interior lining as well as full-extension metal shelf runners for easy access, and robust glass shelving.

### Easy Install

Integrated Column Refrigerators and Freezers have been developed to make their installation easy. The joiner kit is included when pairing refrigerators and freezers. All models come with front adjustable levelling feet and they've been designed to easily slide into place as separate units.

## SPECIFICATIONS

Accessories (sold separately)

Door panel stainless steel Left hinge 762mm	<b>RD7621L10D</b>
Door panel stainless steel Right hinge 762mm	<b>RD7621R10D</b>
Door panel stainless steel Right hinge 762mm	<b>RD7621R10D</b>
Handle kit Contemporary round, aluminium	<b>AHS-RD21</b>
Handle kit Contemporary square fine, aluminium	<b>AHD5RDSF</b>
Handle kit Contemporary square fine, black	<b>AHD5RDSFB</b>
Handle kit Contemporary square, aluminium	<b>AHD3-RD21</b>
Joiner kit	<b>AJ-RS21LR</b>
Toe kick stainless steel 1220mm	<b>AKRS12210</b>
Toe kick stainless steel 1372mm	<b>AKRS13710</b>
Toe kick stainless steel 1524mm	<b>AKRS15210</b>
Toe kick stainless steel 1981mm	<b>AKRS19810</b>
Toe kick stainless steel 2134mm	<b>AKRS21310</b>
Toe kick stainless steel 762mm	<b>AKRS7610</b>

**Capacity**

Total gross capacity	<b>498 L</b>
Volume	<b>463 L</b>
Volume refrigerator	<b>463 L</b>

**Consumption**

Energy rating	<b>Grade 1</b>
Energy usage	<b>0.49kWh/24h</b>

**Features**

Adjustable door shelves	<b>4</b>
Adjustable glass shelves	<b>4</b>

Covered door shelves	<b>1</b>
Door alarm	<b>•</b>
Front levelling feet	<b>•</b>
Gallon door shelves	<b>1</b>
LED bin lighting	<b>•</b>
LED ceiling lighting	<b>•</b>
LED side lighting	<b>•</b>
SmartTouch interface at counter height	<b>•</b>
Stackable bottle holders	<b>4</b>

**Freezer Features**

LED bin lighting	<b>•</b>
LED ceiling lighting	<b>•</b>
LED Lighting	<b>•</b>
LED side lighting	<b>•</b>
SmartTouch interface at counter height	<b>•</b>

**Installation Dimensions**

Minimum inside width of cabinetry frame	<b>762 mm</b>
Minimum internal depth of cabinetry	<b>635 mm</b>
Minimum internal height of cabinetry	<b>2134 mm</b>

**Performance**

ActiveSmart™ Foodcare	<b>•</b>
Adaptive defrost	<b>•</b>
Dual evaporator	<b>•</b>
Frost free	<b>•</b>
Frost free freezer	<b>•</b>

Humidity control system	<b>•</b>
Inverter controlled compressor	<b>•</b>
Noise emissions	<b>42 dBA</b>
Noise emissions class	<b>D</b>
Sabbath mode	<b>•</b>
Variable temperature zones	<b>2</b>

**Power requirements**

Rated current	<b>10 A</b>
Supply frequency	<b>50 Hz</b>
Supply voltage	<b>230 V</b>

**Product dimensions**

Depth	<b>610 mm</b>
Height	<b>2134 mm</b>
Height to top of cabinet	<b>756 mm</b>
Width	<b>756 mm</b>

**Product information**

Packaged weight	<b>156 kg</b>
Unpackaged weight	<b>133 kg</b>

**Warranty**



Parts and labour	<b>1 year</b>
------------------	---------------

SKU	<b>25672</b>
-----	--------------

The product dimensions and specifications in this page apply to the specific product and model. Under our policy of continuous improvement, these dimensions and specifications may change at any time. You should therefore check with Fisher & Paykel's Customer Care Centre to ensure this page correctly describes the model currently available. © Fisher & Paykel Appliances Ltd 2020

Our In-use Energy Carbon Emissions Estimate is designed to assist customers in making informed purchasing decisions when comparing different Fisher & Paykel products. For example, a heat pump dryer typically has a lower In-use Energy Carbon Emissions Estimate than a vented dryer.

#### Other product downloads available at fisherpaykel.com

- [↓](#) Energy Label
- [↓](#) Service & Warranty
- [↓](#) Installation Guide Toe Kick
- [↓](#)  - Water Filter Replacement ZH
- [↓](#) Revit Integrated Column Refrigerator
- [↓](#) Rhino Integrated Column Refrigerator
- [↓](#) Rhino Integrated Column Refrigerator with Door Panel and Contemporary Round Handle
- [↓](#) Rhino Integrated Column Refrigerator with Door Panel and Contemporary Square Handle
- [↓](#) Restriction of Hazardous Substances
- [↓](#) Sketchup Integrated Column Refrigerator
- [↓](#) Sketchup Integrated Column Refrigerator with Door Panel and Contemporary Round Handle
- [↓](#) Sketchup Integrated Column Refrigerator with Door Panel and Contemporary Square Handle
- [↓](#)  ZH

#### Where applicable:

All appliances use energy, and energy usage typically generates carbon emissions. **Fisher & Paykel Appliances' In-use Energy Carbon Emissions Estimate** indicates carbon emissions from a product's in-use energy. This is calculated either annually or per cycle, using the product's market-specific energy label energy consumption data multiplied by the carbon emissions factor for energy in your country or region.