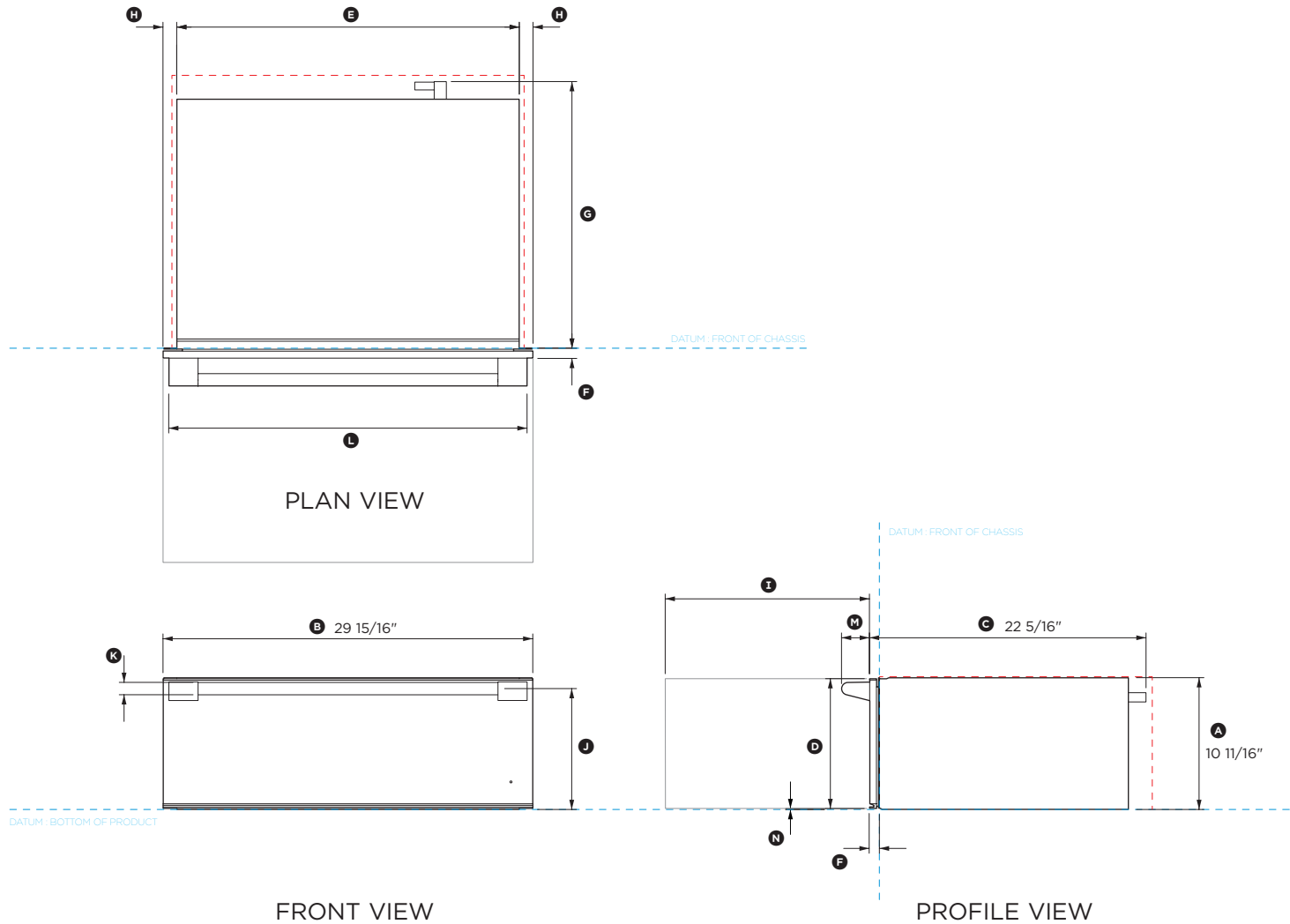


FISHER & PAYKEL

DATA SHEET Warming Drawer, 30" - Professional Style

Model no:
WB30SPEX1
(refer page 2 for metric measurements)



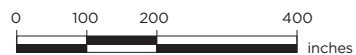
Product Dimensions	in
Ⓐ Overall height of warming drawer	10 11/16"
Ⓑ Overall width of warming drawer	29 15/16"
Ⓒ Overall depth of drawer (includes power plug, excludes handle)	22 5/16"
Ⓓ Height of drawer front panel	10 1/2"
Ⓔ Width of chassis	27 13/16"
Ⓕ Depth of drawer front panel and flange	13/16"
Ⓖ Depth of chassis (includes power plug, excludes flange)	21 9/16"
Ⓗ Distance between chassis and door panel edge	1 1/16"
Ⓙ Depth of open drawer (measured from front of drawer panel)	16 1/2"
Ⓚ Height from bottom of product to centre of handle rail	9 13/16"
Ⓛ Handle rail diameter	1"
Ⓚ Width of handle	29"
Ⓜ Depth of handle standoffs	2 1/4"
Ⓝ Height from bottom of chassis to bottom of front panel	1/16"

Clearance Dimensions	in
Minimum inside height of cavity	10 3/4"
Minimum inside width of cavity	28 1/2"
Minimum inside depth of cavity	22 1/16"
Overall width of cabinetry	30 1/16"
Minimum clearance between top of front panel and upper cabinetry panel	1/8"
Minimum clearance between bottom of front panel and lower cabinetry panel	1/16"

INDICATES CABINETRY / PRODUCT DATUM -----
INDICATES CABINETRY CLEARANCES - - - - -

DATE: 07.04.2021

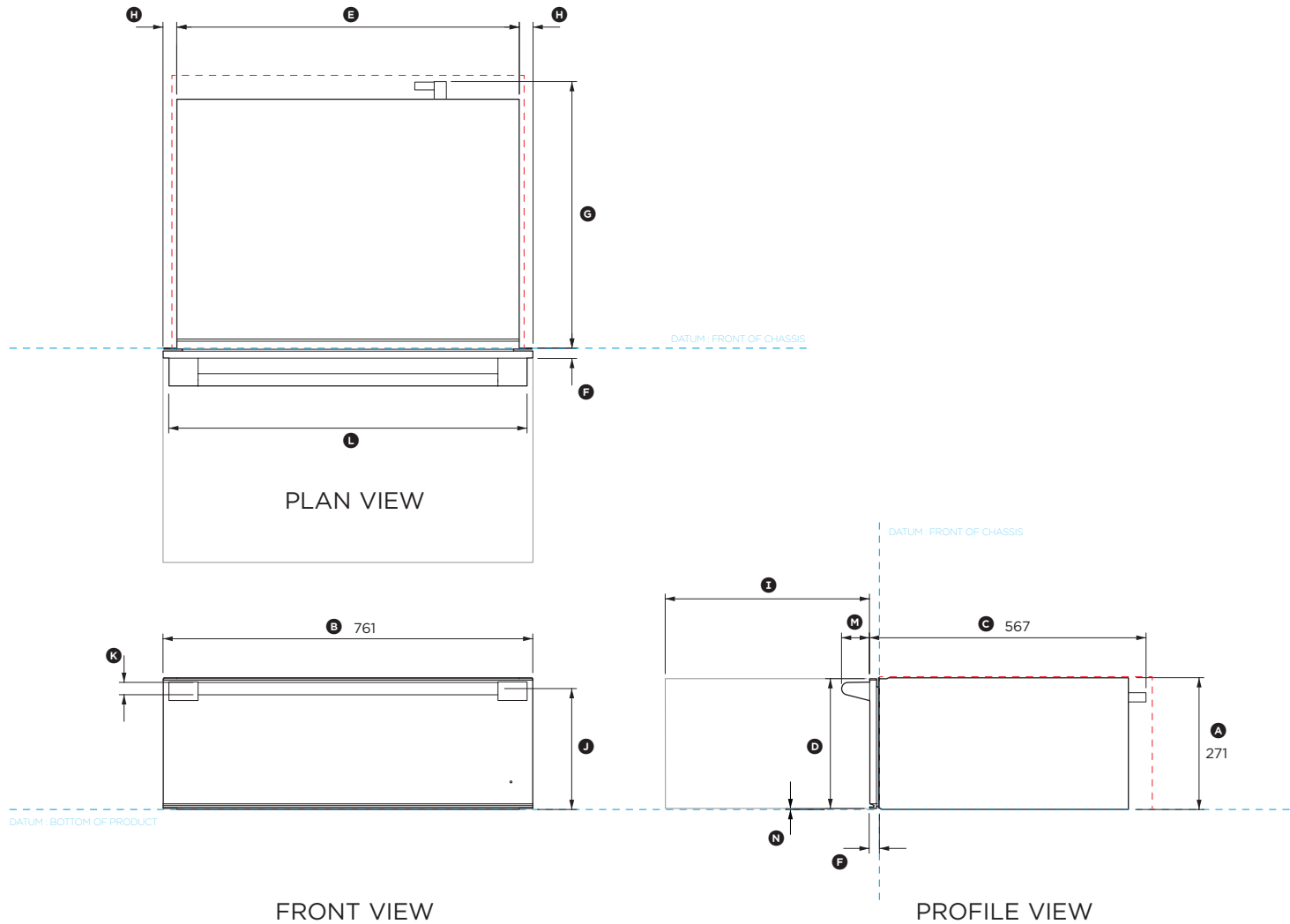
IMPORTANT NOTE: Throughout this guide, dimensions may vary by $\pm 2\text{mm}$ (1/16"). Please read the installation manual for detailed information on installing the product. For full installation instructions & specifications visit fisherpaykel.com



FISHER & PAYKEL

DATA SHEET Warming Drawer, 30" - Professional Style

Model no:
WB30SPEX1
(refer page 1 for imperial measurements)



Product Dimensions	mm
Ⓐ Overall height of warming drawer	271
Ⓑ Overall width of warming drawer	761
Ⓒ Overall depth of drawer (includes power plug, excludes handle)	567
Ⓓ Height of drawer front panel	267
Ⓔ Width of chassis	707
Ⓕ Depth of drawer front panel and flange	20
Ⓖ Depth of chassis (includes power plug, excludes flange)	547
Ⓗ Distance between chassis and door panel edge	27
Ⓘ Depth of open drawer (measured from front of drawer panel)	419
Ⓚ Height from bottom of product to centre of handle rail	249
Ⓛ Handle rail diameter	25
Ⓚ Width of handle	736
Ⓚ Depth of handle standoffs	58
Ⓚ Height from bottom of chassis to bottom of front panel	2

Clearance Dimensions	mm
Minimum inside height of cavity	273
Minimum inside width of cavity	724
Minimum inside depth of cavity	560
Overall width of cabinetry	764
Minimum clearance between top of front panel and upper cabinetry panel	3
Minimum clearance between bottom of front panel and lower cabinetry panel	2

INDICATES CABINETRY / PRODUCT DATUM -----
INDICATES CABINETRY CLEARANCES -----

DATE: 07.04.2021

IMPORTANT NOTE: Throughout this guide, dimensions may vary by $\pm 2\text{mm}$ (1/16"). Please read the installation manual for detailed information on installing the product. For full installation instructions & specifications visit fisherpaykel.com

