


Induction Cooktop, 60cm, 4 Zones with SmartZone

Series 7 | Contemporary

Black Glass



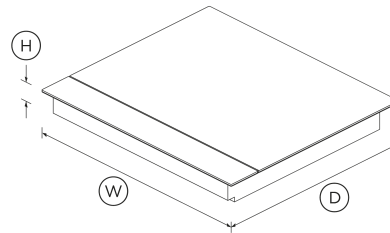
Ultimate flexibility. Create a large cook zone with SmartZone, or match with a gas cooktop.

- Child and pet safe – cooktop remains cool to touch until a pot or pan is placed on the surface
- PowerBoost activates a very high heat, bringing liquid to boil in less than a minute
- Easily control each cook zone with Touch&Slide, including pairing cook zones to create a large SmartZone

- Mix and match your induction cooktop with our Gas on Glass cooktop, for even more cooking flexibility

DIMENSIONS

Height	49 mm
Width	600 mm
Depth	450 mm



FEATURES & BENEFITS

Precise Control

Fisher & Paykel induction cooktops offer extremely accurate temperature control from very high to very low heats, so you can sear, sauté and temper like a pro. Touch&Slide controls react immediately when you adjust the temperature, so you can go from a boil to a simmer in seconds.

Safer Choice

Induction cooktops only start heating your pot or pan once you've placed it on the ceramic surface and stop as soon as you remove it – so you don't have to worry about curious little fingers or leaving an element on.

Easy Cleaning

The surface around your cookware stays cool when you cook, preventing baked-on spills and making cleaning up a breeze. The durable ceramic cooktop surface just needs a quick wipe after use to maintain its good looks.

Enhanced Features

PowerBoost and GentleHeat deliver either very high or very low heat fast for specialised cooking tasks such as searing meat and melting chocolate. An integrated timer keeps you on track.

Superior Efficiency

No heat is wasted during induction cooking because only the cookware is heated, not the cooktop surface. This makes induction cooking more energy-efficient than electric or gas cooktops.

Larger Cooking Zone

SmartZone links two cooking zones and controls them as one, giving you the flexibility to use large pans and griddles and easily handle bigger food items like pancakes.

SPECIFICATIONS

Accessories (sold separately)

Joiner kit

Part 534731
(required to join two cooktops)

Cleaning

Flat easy clean glass surface	•	Depth	450 mm
		Height	49 mm
		Width	600 mm
<hr/>			
Consumption			
Energy rating	Grade 3		
Heating efficiency	86%		
Standby power	1W		
<hr/>			
Controls			
Auto cut-off timer for each zone	•		
Minute timer	•		
Soft-touch electronic controls	•		
Touch and slide controls	•		
<hr/>			
Performance			
Auto heat reduce	•		
Dual colour display	•		
Gentle heat	•		
Heat settings	9		
Induction cooking technology	•		
PowerBoost	•		
SmartZone	•		
Zone bridging	•		
<hr/>			
Power requirements			
Supply voltage	220-240 V		
<hr/>			
Product dimensions			

Depth	450 mm
Height	49 mm
Width	600 mm

Safety

Keylock	•
Pan detection system	•
Safety time out	•
Spillage auto off	•
Surface hot indicators	•

Zone ratings

Left front zone (PowerBoost set)	2100W (3700W)
Left rear zone (PowerBoost set)	2100W (3700W)
PowerBoost	up to 3700W
Right front zone (PowerBoost set)	2100W (3700W)
Right rear zone (PowerBoost set)	2100W (3700W)



Zones

Number of zones	4
-----------------	----------

SKU	81358
-----	--------------

The product dimensions and specifications in this page apply to the specific product and model. Under our policy of continuous improvement, these dimensions and specifications may change at any time. You should therefore check with Fisher & Paykel's Customer Care Centre to ensure this page correctly describes the model currently available. © Fisher & Paykel Appliances Ltd 2020

Other product downloads available at fisherpaykel.com

- [↓](#) Service & Warranty
- [↓](#) Installation Guide
- [↓](#) Installation Guide - Joining Strip
- [↓](#) 
- [↓](#) Revit Induction Cooktop
- [↓](#) Rhino Induction Cooktop
- [↓](#) Restriction of Hazardous Substances
- [↓](#) Sketchup Induction Cooktop
- [↓](#) User Guide
- [↓](#) User Guide Induction Cooktop
- [↓](#) User Guide 

Where applicable:

All appliances use energy, and energy usage typically generates carbon emissions. **Fisher & Paykel Appliances' In-use Energy Carbon Emissions Estimate** indicates carbon emissions from a product's in-use energy. This is calculated either annually or per cycle, using the product's market-specific energy label energy consumption data multiplied by the carbon emissions factor for energy in your country or region.

Our In-use Energy Carbon Emissions Estimate is designed to assist customers in making informed purchasing decisions when comparing different Fisher & Paykel products. For example, a heat pump dryer typically has a lower In-use Energy Carbon Emissions Estimate than a vented dryer.