

Warming Drawer, 60cm

Series 9 | Contemporary

Stainless Steel

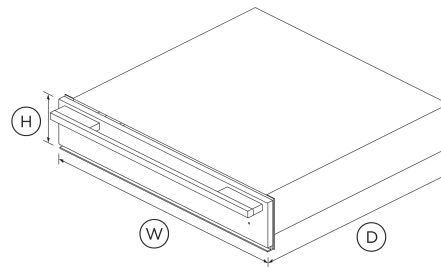


Keep your plates or cups warm while you finish cooking. Pair it with an oven for matching contemporary design.

- Pairs perfectly with any of our 60cm Ovens
- Space to keep six standard-sized dinner plates evenly warm
- Minimalist look with a brushed stainless steel finish, or choose the black reflective glass surface
- Part of our suite of companion products, designed to match aesthetically for flexible configurations.

DIMENSIONS

Height	118 mm
Width	596 mm
Depth	555 mm



FEATURES & BENEFITS

Easy To Use

In a busy kitchen where timing is everything, our Warming Drawer gives you the freedom to keep plates or cups warm while you continue to cook.

Easy To Clean

Cleaning and care of the Warming Drawer is simple. After each use, just wipe out the smooth glass interior with a damp cloth.

Sized To Suit

With enough room to gently heat six place settings, our 60cm Warming Drawer is an ideal kitchen companion

Complementary Design

Our Warming Drawer comes in either a stylish black reflective glass or brushed stainless steel.

SPECIFICATIONS

Capacity

Cappuccino cups	20
Espresso cups	48
Maximum allowable weight	30 kg
Place settings	6
Usable height	83 mm

Cleaning

- Easy clean smooth-glass base

Controls



Automatic timers	1 + 2 hour
On/Off indicator	•
Turned stainless capacitive touch buttons with illuminated halos	•

Performance

High	65 °C
Low	45 °C
Medium	55 °C

Power requirements

Amperage	1.8 A
Supply voltage	240 V

- [↓](#) 2D-DWG Warming Drawer
- [↓](#) 2D-DXF Warming Drawer
- [↓](#) Archicad Warming Drawer
- [↓](#) Data Sheet Warming Drawer
- [↓](#) Service & Warranty
- [↓](#) Installation Guide 
- [↓](#) Revit Warming Drawer
- [↓](#) Rhino Warming Drawer
- [↓](#) Restriction of Hazardous Substances
- [↓](#) Restriction of Hazardous Substances
- [↓](#) Sketchup Warming Drawer
- [↓](#) User Guide 

Product dimensions

Depth	555 mm
Height	118 mm
Width	596 mm

Where applicable:

All appliances use energy, and energy usage typically generates carbon emissions. **Fisher & Paykel Appliances' In-use Energy Carbon Emissions Estimate** indicates carbon emissions from a product's in-use energy. This is calculated either annually or per cycle, using the product's market-specific energy label energy consumption data multiplied by the carbon emissions factor for energy in your country or region.

Our In-use Energy Carbon Emissions Estimate is designed to assist customers in making informed purchasing decisions when comparing different Fisher & Paykel products. For example, a heat pump dryer typically has a lower In-use Energy Carbon Emissions Estimate than a vented dryer.

Safety

- Automatic turn off after 12 hours •
- Full extension slides •
- Soft closing mechanism •

Warranty

Parts and labour	1 year
------------------	--------

SKU	81582
-----	-------

The product dimensions and specifications in this page apply to the specific product and model. Under our policy of continuous improvement, these dimensions and specifications may change at any time. You should therefore check with Fisher & Paykel's Customer Care Centre to ensure this page correctly describes the model currently available. © Fisher & Paykel Appliances Ltd 2020

Other product downloads available at fisherpaykel.com