

# FISHER & PAYKEL


## DATA SHEET 600mm Induction Cooktop

Model no:  
**CI604DTB3**

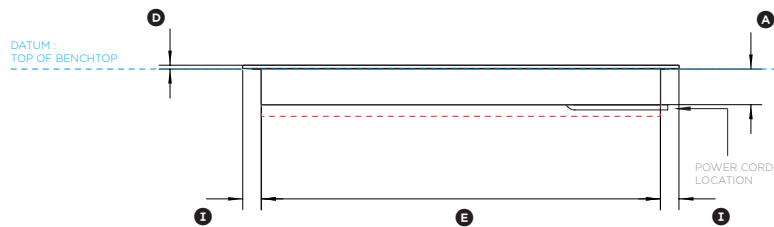
Product Dimensions	mm
Ⓐ Height of chassis (below top of bench including terminal block)	49
Ⓑ Overall width of cooktop	600
Ⓒ Overall depth of cooktop	530
Ⓓ Height from benchtop datum to top of cooktop glass	5
Ⓔ Width of chassis	549
Ⓕ Depth of chassis	478
Ⓖ Depth of front control panel	85
Ⓗ Depth of cooktop cooking area	442
Ⓜ Distance from side edges of cooktop to chassis	26
Ⓝ Distance from front edge of cooktop to chassis	14
Ⓞ Distance from back edge of cooktop to chassis	38

Minimum Clearances	mm
Minimum clearance from side edges of cutout to nearest combustible surface	30
Minimum clearance from rear edge of cutout to nearest combustible surface	30
Minimum clearance below top of benchtop to rear top of oven* installed below cooktop or cabinetry	65
Minimum clearance from glass surface to rangehood	650
Minimum clearance from benchtop to overhead cabinet not directly above the cooktop	450
Minimum ventilation gap between bottom of bench and top of cabinetry fronts	4


\*NOTE: The oven installed below the cooktop MUST have a cooling fan. It is important that the induction cooktop receives adequate air supply. For ventilation requirements please refer to the installation manual.



PLAN VIEW



FRONT VIEW



PROFILE VIEW



INDICATES CUTOUT -----  
INDICATES CABINERY / PRODUCT DATUM -----  
INDICATES CABINERY CLEARANCES -----

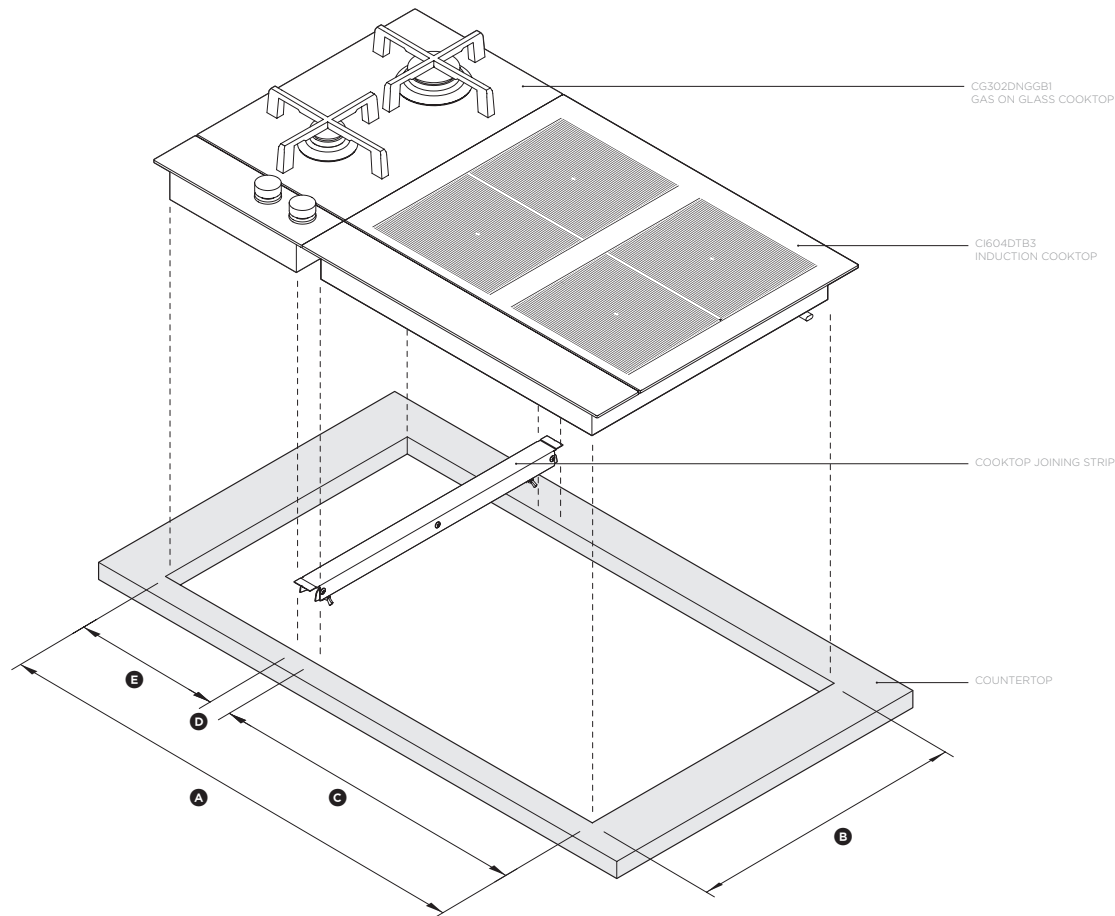
DATE: 20.10.2016

IMPORTANT NOTE: Throughout this guide, dimensions may vary by  $\pm 2\text{mm}$  (1/16"). Please read the installation manual for detailed information on installing the product. For full installation instructions & specifications visit [fisherpaykel.com](http://fisherpaykel.com)

# FISHER & PAYKEL

## DATA SHEET 600mm Induction Cooktop

### MULTIPLE ADJACENT COOKTOPS - EXAMPLE ONLY



CI604DTB3 INDUCTION COOKTOP  
WITH JOINING STRIP AND  
CG302DNGGB1 GAS ON GLASS COOKTOP

Model no:  
**CI604DTB3**

Cutout Dimensions for CI604DTB3 only	mm
Overall width of cutout	560
Overall depth of cutout**	490

\*\*Note cutout position is centred to the cooktop width but offset to the cooktop depth. Cutout front depth is 10mm from the front edge of the product.

Cutout Dimensions for CI604DTB3 with CG302DNGGB1	mm
Ⓐ Overall width of cutout	865
Ⓑ Overall depth of cutout	490
Ⓒ Width of CI604DTB3 Induction Cooktop section of cutout	560
Ⓓ Width of joining strip section of cutout	40
Ⓔ Width of CG302DNGGB1 Gas Cooktop section of cutout	265

**Electrical Specifications for CI604DTB3 only**  
7000W @ 220-240V/380V-415V 2N - 30A

IMPORTANT NOTE: For full installation and clearance details please refer to our installation manual.

DATE: 20.10.2016

IMPORTANT NOTE: Throughout this guide, dimensions may vary by  $\pm 2\text{mm}$  (1/16"). Please read the installation manual for detailed information on installing the product. For full installation instructions & specifications visit [fisherpaykel.com](http://fisherpaykel.com)